



Name : _____ Class : KA2 _____

Date: _____

Section A : Solat

List down the names of solat.

*Hint:

Omamo - Let's Prayer Salah (English Version):

<https://alihuda.vhx.tv/omamo/videos/omamo-ep03-lets-pray-salah-1080p-eng-final>

Omamo - Jom Solat (Malay version):

<https://www.youtube.com/watch?v=K9TDgObGWtQ&t=14s>

1.

5.

2.

4.




3.




Section B: Wudhu'


Cut and paste the pictures (page 5) of the wudhu's steps in sequence:




Step 1: Hands



Step 2: Mouth




Step 3: Nose




Step 4: Face




Kids aLIVE Year 2
Home Learning Worksheet




Step 5: Arms



Step 6: Forehead



Step 7: Ears



Step 8: Legs

Section C: Quranic Literacy

(i) Recite Surah An-Nasr to your mommy/daddy and colour the stars of verses you have memorized fluently.



Parent's signature:

(ii) Point and read the hijaiyyah below:

بَ بَ تَ تَ	بَ أَبَ
جَ أَخَ	ثَ بَ تَ
خَ دَ ذَ	دَ أَذَ

Wudhu' (Page 2 & 3)

