



Name : _____ Class : KA2_____

Date: _____

Section A : Solat

List down the names of solat.

**Hint:*

Omamo - Let's Prayer Salah (English Version):

<https://alihuda.vhx.tv/omamo/videos/omamo-ep03-lets-pray-salah-1080p-eng-final>

Omamo - Jom Solat (Malay version):

<https://www.youtube.com/watch?v=K9TDgObGWtQ&t=14s>

1.

5.

2.

4.







3.



Section B: Wudhu'

Take pictures of yourself practicing 8 steps of wudhu' with captions.





Kids aLIVE Year 2

Home Learning Worksheet



Section C: Quranic Literacy

(i) Recite Surah An-Nasr to your mommy/daddy and colour the stars of verses you have memorized fluently.



Parent's signature:

(ii) Point and read the hijaiyyah below:

بَ بَ تَ تَ	بَ أَبَ
جَ أَ خَ	ثَ بَ تَ
خَ دَ ذَ	دَ أَ ذَ

Parent's signature: